



Tong  
Leadership Academy

## Maths Watch Support Guide

Maths Watch provides 'extra tuition' for your child in GCSE Mathematics. It covers all topics examined in the subject from grade 1 to grade 9. Here is a step by step guide on how to use this at home.

On a weekly basis our mathematics teachers display the video clip numbers that are relevant to the learning taking place. Students are encouraged to make a note of these to help them secure their understanding in each topic area. Alternatively, you can search by topic or grade on the attached sheet.

How to log in:

Website address: <https://vle.mathswatch.co.uk>

Alternatively, you can search MathsWatchVLE into a search engine. It will take you to this login page:



Every student has their own unique login for Maths Watch. To login in input tla(followed by your childs ID number found on their student ID card)@tong


(Case sensitive)

For example:

tla12345@tong

Student password: Tong17


(Case sensitive)



Once you have successfully logged in you will see this tool bar.

On occasions maths teachers will create assignments for your child to complete. These will be displayed under 'Assignments'.

To access all the videos in Maths Watch you will need to click on the 'Videos' button on the tool bar. It will direct you to this page.



Students now have an option of how they want to search for video clips.

The qualification box needs to read GCSE.

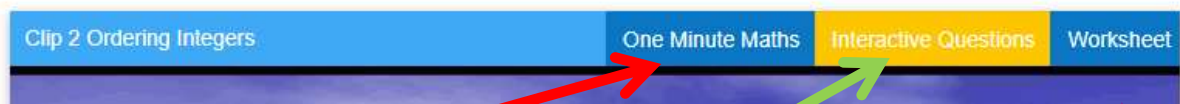
It will then make a number of options available to you.

Students can type the exact video clip if known into the search box. It will then direct them to the clip directly.

If students are wanting to use maths watch for revision they can enter their tier (Foundation/ Higher) for topics relating specifically to these tiers of entry (Y9/Y10/Y11 students only). Alternatively, they can search clips that are directly linked to their target grades e.g grade 4/ grade 5 or they can search via topic.

Once selected the video clip will play. Clips are usually between 2-8 minutes in length. They provide step by step examples and give students an opportunity to pause the clip, have a go and then the answers are displayed for students to check their understanding.

At the end of the clip there are other options available to your child. At the top of the video clip you will see a tool bar that looks like this:



One Minute Maths is a condensed video clip. A really good alternative when revising topics for an exam.

Interactive Questions: A mini test based on the clip your child has viewed. GCSE maths practice questions are here. All questions are marked instantly to give your child instant feedback. They can revisit the clip/ interactive questions as many times as they need to.

More GCSE Maths Questions on the clip found here.

If you have any problems with logging on and accessing Maths Watch please contact school for support.